



# Research on the Tipped Minimum Wage

Findings From Survey Research of Restaurant Workers Across Four States

December 2019



**Lake Research Partners**

Washington, DC | Berkeley, CA | New York, NY

[LakeResearch.com](http://LakeResearch.com)

202.776.9066

**Celinda Lake**  
**David Mermin**

# Methodology

- Lake Research Partners designed and administered this research, which was conducted online among restaurant waiters, servers, and bartenders.
- The first survey was conducted from July 11-26, 2019.
  - The survey reached a total of 600 restaurant workers in three states, including 200 in Massachusetts, 200 in Mississippi, and 200 in Pennsylvania.
  - Data were weighted slightly by race in each state.
  - The margin of error for the base sample is +/-6.9% per state.
- The second survey was conducted from November 26 – December 8, 2019.
  - The survey reached a total of 400 restaurant workers in New York state.
  - Data were weighted slightly by gender, region, age, race, and education level, to reflect the likely composition of restaurant workers.
  - The margin of error for the base sample is +/-4.9%.

# Demographics of Restaurant Workers in MA, MS, NY & PA

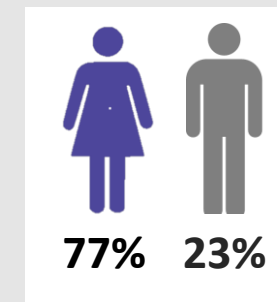
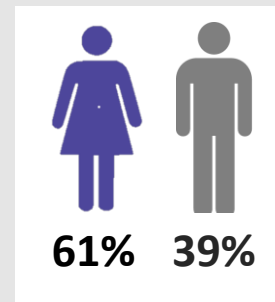
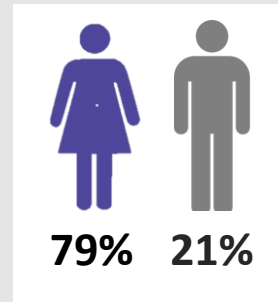
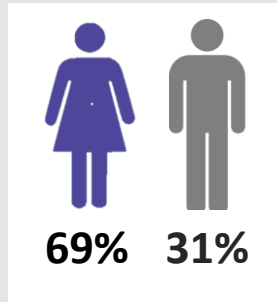
## Massachusetts

## Mississippi

## New York

## Pennsylvania

### GENDER



### RACE

White/Caucasian	74%
Black/AA	6%
Hispanic/Latino	12%
Asian/PI	5%
Native American	1%
Arab American	1%

White/Caucasian	54%
Black/AA	40%
Hispanic/Latino	2%
Asian/PI	1%
Native American	2%
Arab American	0%

White/Caucasian	48%
Black/AA	16%
Hispanic/Latino	29%
Asian/PI	11%
Native American	3%
Arab American	1%

White/Caucasian	73%
Black/AA	9%
Hispanic/Latino	11%
Asian/PI	3%
Native American	1%
Arab American	0%

### AGE

Under 30	56%
30-39	19%
40-49	14%
50-64	11%
65+	0%

Under 30	62%
30-39	23%
40-49	12%
50-64	3%
65+	0%

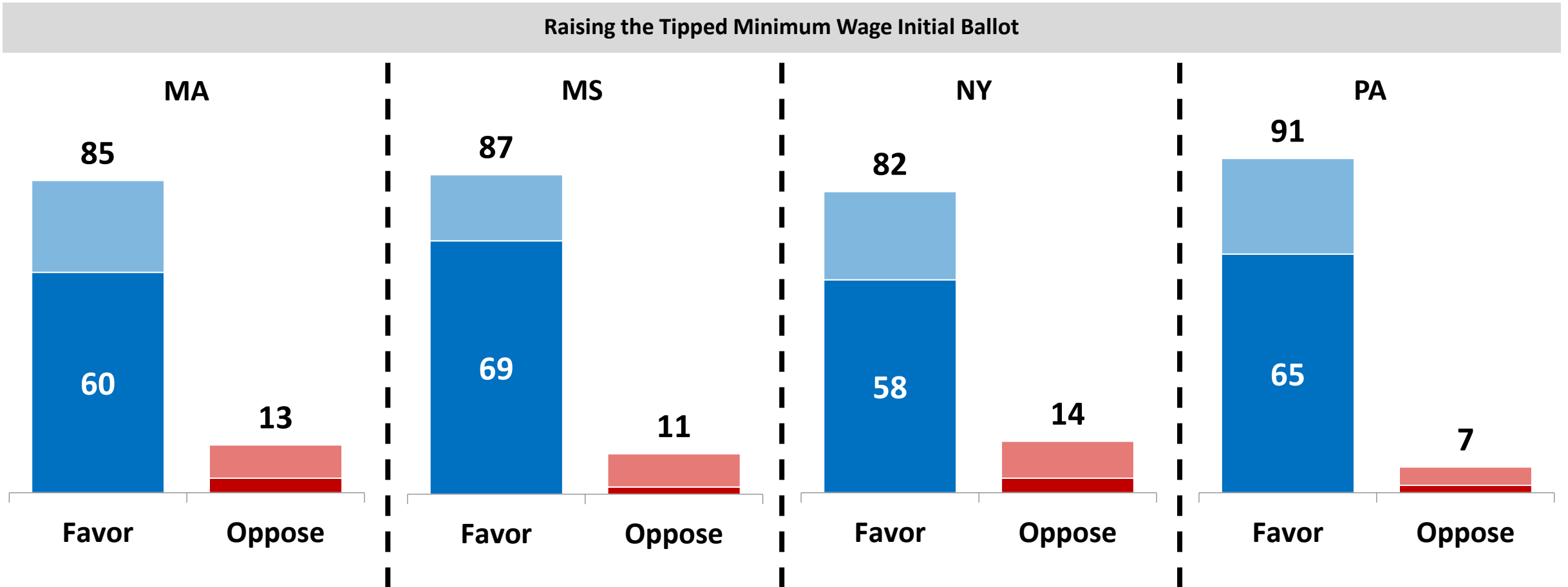
Under 30	55%
30-39	20%
40-49	10%
50-64	20%
65+	4%

Under 30	62%
30-39	17%
40-49	6%
50-64	13%
65+	1%

# Summary of Key Findings

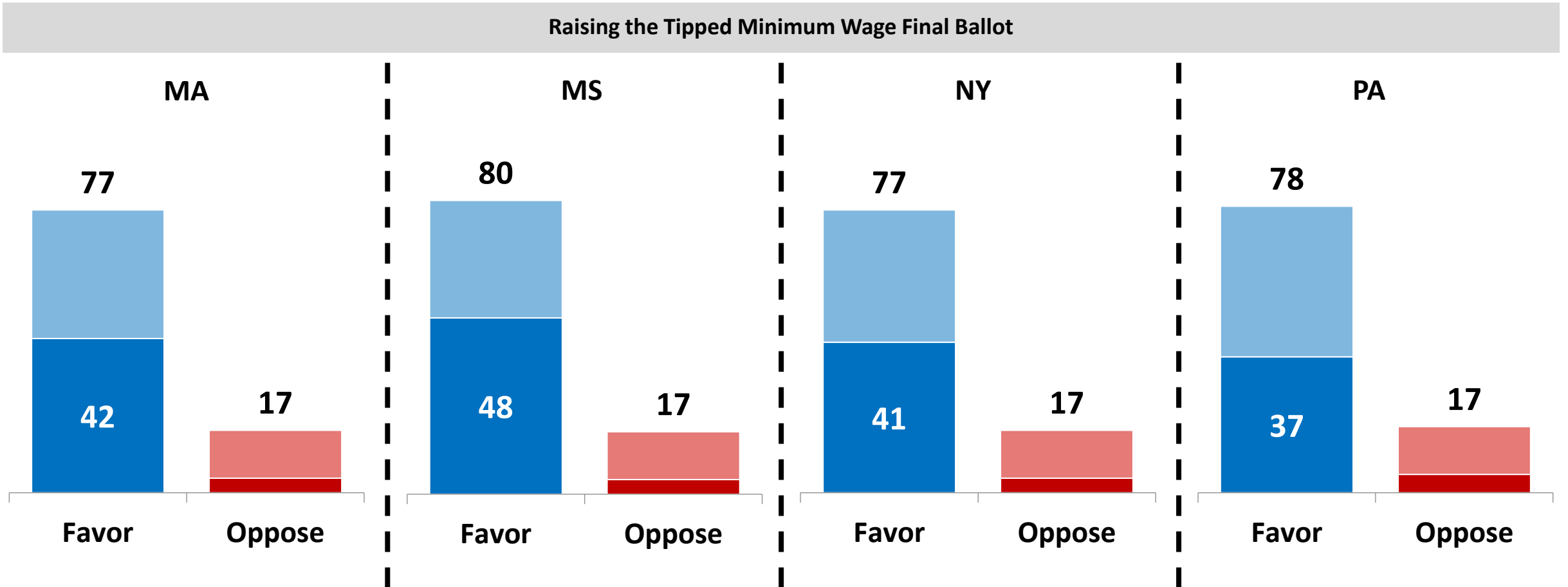
- Restaurant workers in Massachusetts, Mississippi, Pennsylvania, and New York are supportive of raising the tipped minimum wage for workers, even in the face of strong opposition messaging.
  - Over 4 in 5 workers in each of the states support raising the tipped minimum wage on an initial ask.
  - Support among Republicans is similar to that among Democrats in each of the states as well, showing little partisan polarization on the issue among workers.
  - Despite regional differences, workers in all four states exhibit support for the proposal in remarkably similar numbers.
- Even after hearing messaging on both sides, support drops only a few points, with nearly 4 in 5 workers supporting the proposal in each state.
- Workers find issues of their pay important, and are ready to vote on them.
  - Nearly seven in ten workers (68%-75%) in each of the four states say they would be more likely to support a candidate who was proposing to raise the tipped minimum wage, with 27-40% of workers saying they would be much more likely to support such a candidate.

Support for raising the tipped minimum wage starts out higher than 80% in all four states with high intensity. Support starts out strongest in Pennsylvania (91% favor) while intensity is greatest is Mississippi (69% strongly favor).



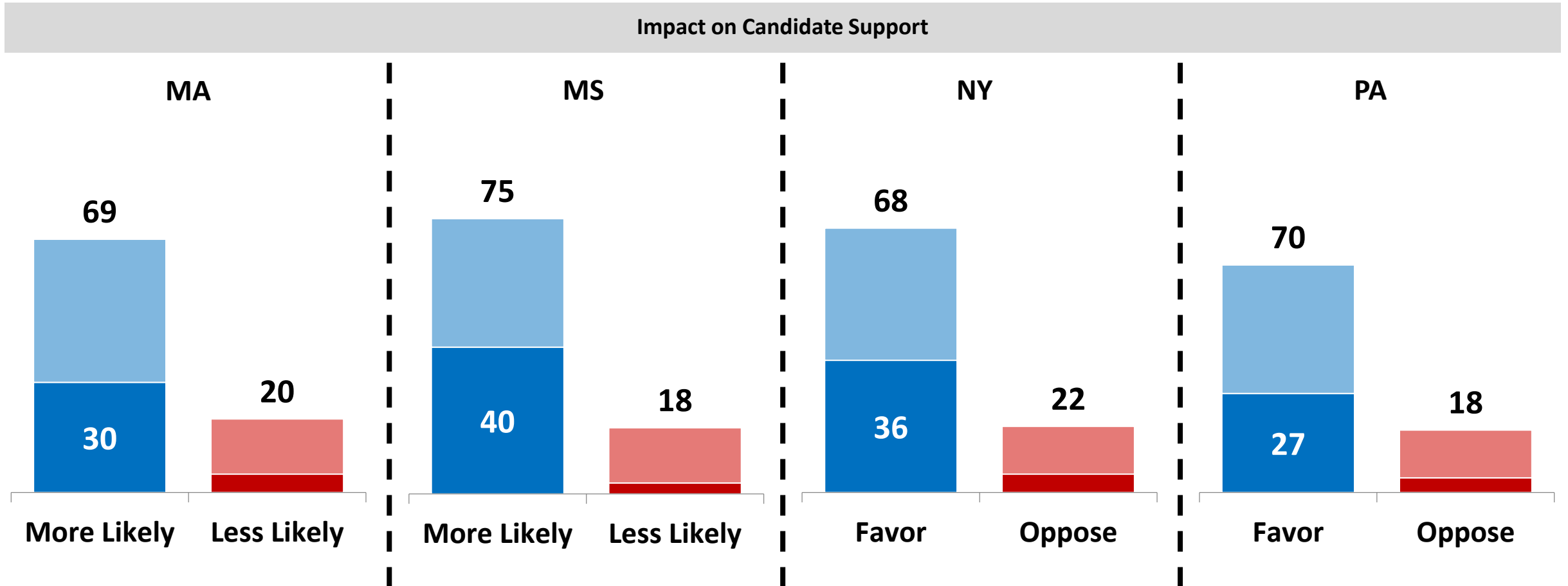
Question Text: As you may know, there is currently a proposal in a number of states to increase the minimum wage for tipped workers. Most restaurant workers currently are paid lower than the full minimum wage, with the difference made up by tips or by their employer. This proposal would [require employers to pay tipped workers the full minimum wage while they retain their tips on top]/[raise the minimum wage for tipped workers to the full minimum wage while they retain tips on top].

Even after messaging on both sides, including negative messaging attacking the proposal for its cost to restaurants and claiming that it will lead to lower incomes and job losses for workers, support drops only a few points, remaining above three-quarters in all states.



Question Text: Sometimes in a survey like this, people change their minds. Once again, there is currently a proposal in a number of states to increase the minimum wage for tipped workers. Most restaurant workers currently are paid lower than the full minimum wage, with the difference made up by tips or by their employer. This proposal would [require employers to pay tipped workers the full minimum wage while they retain their tips on top]/[raise the minimum wage for tipped workers to the full minimum wage while they retain tips on top].

Workers express enthusiasm for electing candidates who support raising the tipped minimum wage, with over two-thirds in support and one-quarter in strong support across all four states. Support is strongest in Mississippi – also the state where the final ballot is highest.



If a candidate for office was proposing to raise the minimum wage for tipped workers to the full minimum wage with tips on top, would that make you more or less likely to vote for that candidate, or make no difference to you?

# LRP

LAKE  
RESEARCH  
PARTNERS

Strategy · Precision · Impact



Washington, DC | Berkeley, CA | New York, NY

[LakeResearch.com](http://LakeResearch.com)

202.776.9066

Celinda Lake

[clake@lakeresearch.com](mailto:clake@lakeresearch.com)

David Mermin

[dmermin@lakeresearch.com](mailto:dmermin@lakeresearch.com)